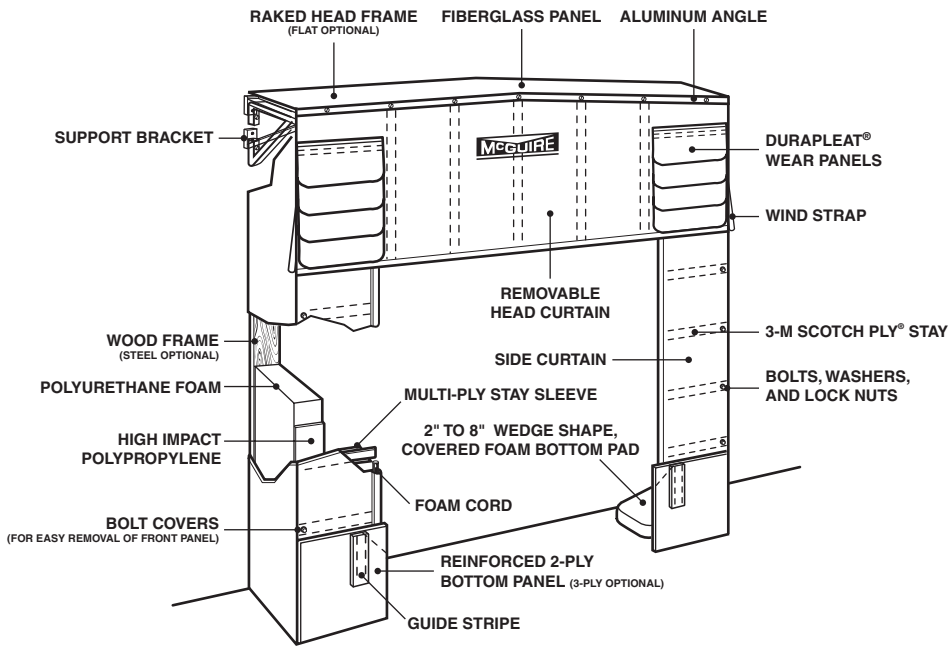
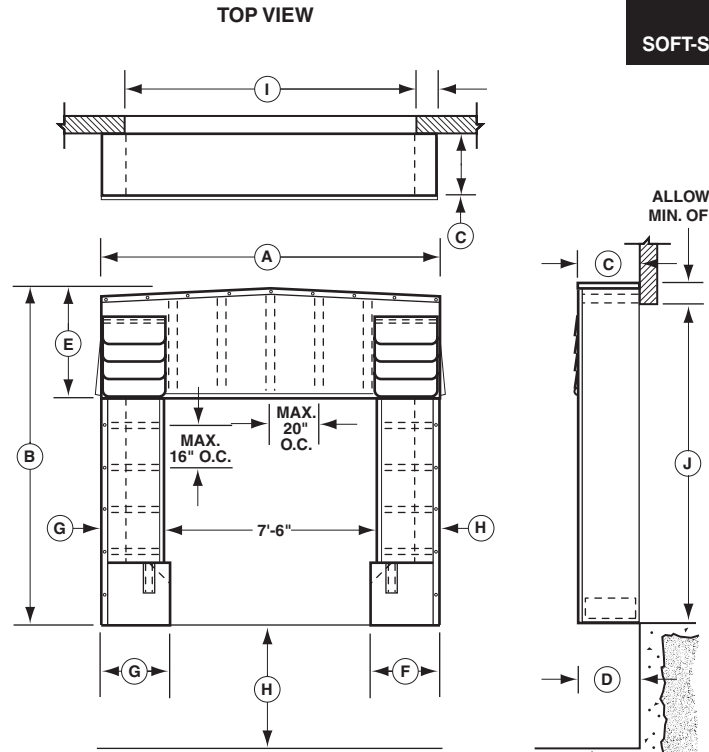


TC900
SOFT-SIDED DOCK SHELTER



CUT-AWAY CONSTRUCTION DETAIL

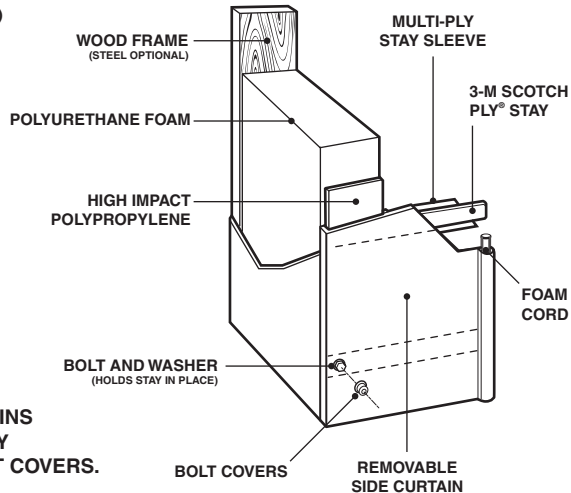
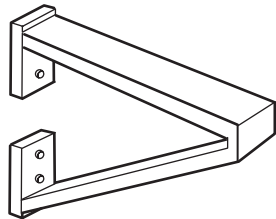


PLAN VIEW

SIDE VIEW

SUPPORT HEADER BRACKET DETAIL

(SUPPORTS FIBERGLASS HEAD PANEL)



HEAD CURTAIN AND SIDE CURTAINS ARE EASILY REMOVED BY SIMPLY TAKING OFF THE BOLT AND BOLT COVERS. THIS MAKES REPLACING WORN CURTAINS EASY AND EFFICIENT.

<p>TYPE</p> <p><input type="checkbox"/> DOCK LEVEL</p> <p><input type="checkbox"/> OVERHANG</p> <p><input type="checkbox"/> FALSE HEADER</p> <p><input type="checkbox"/> GROUND LEVEL (NOT SHOWN)</p> <p><input type="checkbox"/> CANTILEVER DOCK (NOT SHOWN)</p> <p><input type="checkbox"/> SET BACK WALL (NOT SHOWN)</p>	<p>FABRIC</p> <p><input type="checkbox"/> 22 OZ VINYL <input type="checkbox"/> TRUK FLEX™</p> <p><input type="checkbox"/> 40 OZ VINYL <input type="checkbox"/> MAX FLEX™</p> <p><input type="checkbox"/> ROUGH FLEX™</p>	<p>OPTIONAL EQUIPMENT</p> <p><input type="checkbox"/> FULL "Z" (STAY PATTERN TOP OF SIDE CURTAIN)</p> <p><input type="checkbox"/> 3-PLY BOTTOM REINFORCEMENT (BOTTOM OF SIDE CURTAIN)</p> <p><input type="checkbox"/> TUBULAR STEEL HEAD FRAME</p> <p> <input type="checkbox"/> PAINTED <input type="checkbox"/> GALVANIZED</p> <p><input type="checkbox"/> FLAT HEAD FRAME</p> <p> <input type="checkbox"/> 2X4 WOOD <input type="checkbox"/> TUBULAR STEEL</p> <p><input type="checkbox"/> PULL ROPE (ROPE & PULLEYS TO RAISE HEAD CURTAIN)</p> <p><input type="checkbox"/> BOTTOM FILLER PANEL (GROUND LEVEL UNITS ONLY)</p>
<p>DIMENSIONS</p> <p>— "A" SHELTER WIDTH (6" INCREMENTS) (RECOMMENDED 12'-0" MIN. - 14'-0" MAX.)</p> <p>— "B" SHELTER HEIGHT (6" INCREMENTS) (RECOMMENDED 11'-0" MIN. - 15'-0" MAX. EXCEPT GROUND LEVEL TYPE)</p> <p>— "C" HEAD FRAME PROJ.</p> <p>— "D" SIDE PAD TOP PROJ.</p> <p>— "E" SIDE PAD BOTTOM PROJ.</p> <p>— "F" HEAD CURTAIN LENGTH</p> <p>— "G" LEFT SIDE CURTAIN WIDTH</p> <p>— "H" RIGHT SIDE CURTAIN WIDTH</p> <p>— "I" DOOR WIDTH</p> <p>— "J" DOOR HEIGHT</p> <p>— "K" DOCK HEIGHT</p> <p>— "L" DIM. TO OVERHANG</p> <p>— "M" DIM. TO FALSE HEADER (STD. INSTALLED @ 15'0" ABOVE GRADE)</p>		
<p>McGUIRE 205 BROADVIEW STREET • P.O. BOX 151 UPPER SANDUSKY, OH 43351 PHONE 1.800.262.1188 FAX 419.294.4980 WWW.WBMCGUIRE.COM</p>		
<p>JOB:</p>		
<p>LOCATION:</p>		
<p>CONTRACTOR:</p>	<p>ARCHITECT:</p>	
<p>APPROVED BY SIGNATURE:</p>		