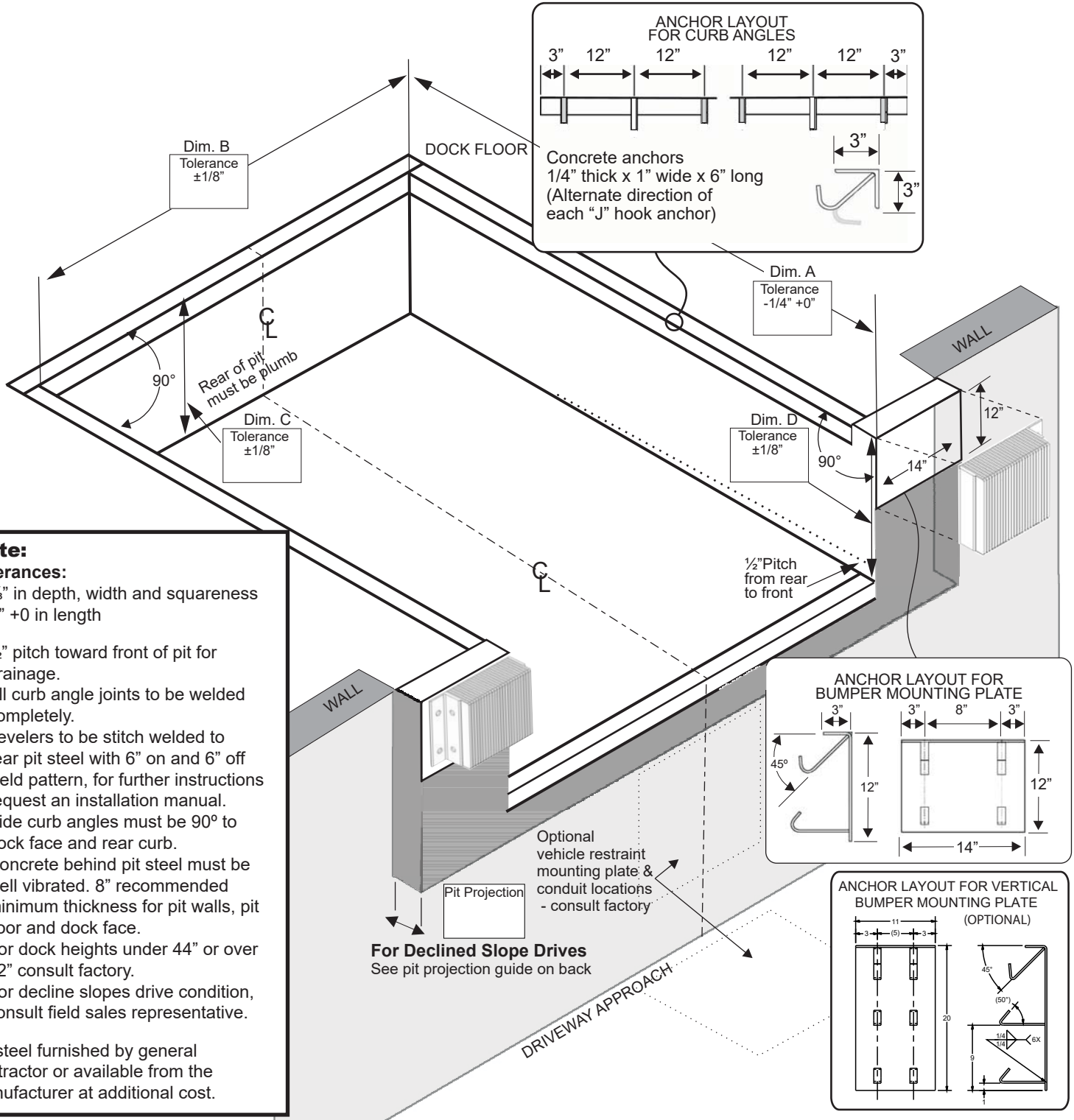


Pit Detail for MP Mechanical Dock Levelers



- Note:**
Tolerances:
±1/8" in depth, width and squareness
-1/4" +0 in length
- 1/2" pitch toward front of pit for drainage.
 - All curb angle joints to be welded completely.
 - Levelers to be stitch welded to rear pit steel with 6" on and 6" off weld pattern, for further instructions request an installation manual.
 - Side curb angles must be 90° to dock face and rear curb.
 - Concrete behind pit steel must be well vibrated. 8" recommended minimum thickness for pit walls, pit floor and dock face.
 - For dock heights under 44" or over 52" consult factory.
 - For decline slopes drive condition, consult field sales representative.

Pit steel furnished by general contractor or available from the manufacturer at additional cost.

Customer: _____

Job: _____

Location: _____

Qty: _____

Model/Size: _____

Capacity: _____

Represented By: _____

Sales Representative: _____

Certified For Construction

By: _____

Date: _____

Company: _____

City & State: _____

Voltage/Phase: _____

Drawing#: _____

Pit dimensional tolerances are $\pm 1/8$ " depth, width and squareness. $-1/4$ " +0" in length.
 McGuire/Systems, LLC assume no liability for deviations beyond this tolerance.

Dimensions below are for MP series mechanical pit style levelers.								
	Contractors Bill of Material				Nominal Pit Dimensions			
	Curb Angles 1/4" x 3" x 3"			Mounting Plates 1/4" Thick	Dim. "A" Length	Dim. "B" Width	Dim. "C" Depth (rear)	Dim. "D" Depth (Front)
	Front (Qty 1)	Rear (Qty 1)	Side (Qty 2)	Bumper Plates (Qty 2)				
6' x 6'	74"	80"	60"	3" x 12" x 14"	63"	74"	19 1/2"	20"
6.5' x 6'	80"	86"	60"	3" x 12" x 14"	63"	80"	19 1/2"	20"
7' x 6'	85"	91"	60"	3" x 12" x 14"	63"	85"	19 1/2"	20"
6' x 8'	74"	80"	84"	3" x 12" x 14"	87"	74"	19 1/2"	20"
6.5' x 8'	80"	86"	84"	3" x 12" x 14"	87"	80"	19 1/2"	20"
7' x 8'	85"	91"	84"	3" x 12" x 14"	87"	85"	19 1/2"	20"
6' x 10'	74"	80"	108"	3" x 12" x 14"	111"	74"	23 1/2"	24"
6.5' x 10'	80"	86"	108"	3" x 12" x 14"	111"	80"	23 1/2"	24"
7' x 10'	85"	91"	108"	3" x 12" x 14"	111"	85"	23 1/2"	24"

Optional Bumper Plates - in lieu of above

- 3" x 11" wide x 20" high (Qty 2)
- 3" x 11" wide x 24" high (Qty 2)
- Other Bumper Embed _____ (Qty 2)

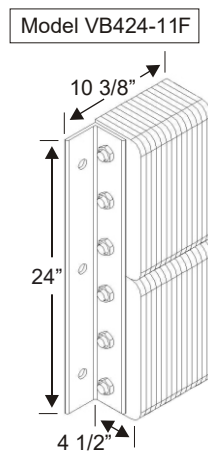
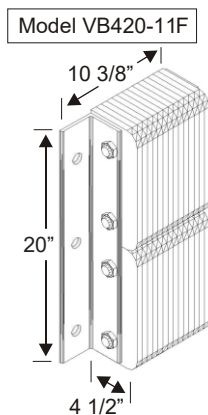
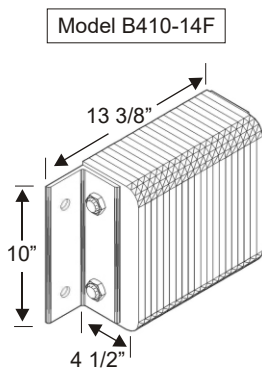
Pit Projection Guide for Decline Slope Driveways

Percentage of Grade = $\frac{\text{Rise of Driveway}}{\text{Driveway Length}}$

% of Driveway Grade	0%	1%	2%	3%	4%	5%	6%	7%	8%	9%	10%
Pit Projection *Excludes Bumper Projection	0"	3"	4"	5"	6"	7"	8"	9"	10"	11"	12"

Note: Projection of pit may require modifications to seals and shelters. Coordinate with supplier if required.

Bumper Layout



Bumper Consideration

- | | | | |
|-----------------------------------------------------------------------------------------------------------------------------------------------------------------------------------------------------------------------------------------------------------------|-----------------------------------------------------------------------------------------------------------------------------------------------------------------------------------------------------------------------------------|-----------------------------------------------------------------------------------------------------------------------------------------------------------------------------------------------------------------------------------|------------------------------------------------------------------------------------------------------------------------------|
| <ul style="list-style-type: none"> <input type="checkbox"/> 2 Model B410-14F laminated bumpers Standard on MP <input type="checkbox"/> Optional - 6" Projection <input type="checkbox"/> Optional - Steel Face | <ul style="list-style-type: none"> <input type="checkbox"/> 2 Model VB420-11F laminated bumpers <input type="checkbox"/> Optional - 6" Projection <input type="checkbox"/> Optional - Steel Face | <ul style="list-style-type: none"> <input type="checkbox"/> 2 Model VB424-11F laminated bumpers <input type="checkbox"/> Optional - 6" Projection <input type="checkbox"/> Optional - Steel Face | <ul style="list-style-type: none"> <input type="checkbox"/> Other Bumper: _____ _____ _____ |
|-----------------------------------------------------------------------------------------------------------------------------------------------------------------------------------------------------------------------------------------------------------------|-----------------------------------------------------------------------------------------------------------------------------------------------------------------------------------------------------------------------------------|-----------------------------------------------------------------------------------------------------------------------------------------------------------------------------------------------------------------------------------|------------------------------------------------------------------------------------------------------------------------------|

A continuing product improvement process is in effect at Systems, LLC. We reserve the right to make product changes without prior notice.