

# Dock Alert Light Communication System



## FEATURES

- Yellow, polypropylene housing will not rust, pit or corrode like similar metal units
- Shallow depth of unit help prevent damage to light communication system
- High visibility exterior caution signs
- Integral eyebrow-type sun visors for extended visibility
- Activation of lights manually or automatically with optional solid state sensor
- Clear red and green lights provide immediate and recognizable direction to drivers and loading dock staff
- Custom decal on control panel face with operator instruction

\* Exterior lights and signs shown next to loading dock. Standard controls.

# Dock Alert Light Communication System

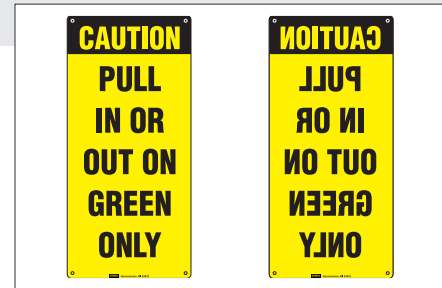
## PACKAGE INCLUDES



Dock Alert Communication System Control panel for automatic lights - manual light control panel similar.



Exterior lights are standard with LED for extended life.



A set of standard and mirrored image caution signs notifies truck driver.

The Dock Alert Light Communication System is a simple, reliable, and cost effective warning system that establishes a clear line of communication between truck drivers and dock personnel, thereby reducing the risk of accidents at the loading dock.

Incoming trucks directed to a dock will see the Dock Alert flashing green outside letting them know that it is safe to approach. Once the truck is secured at the dock, the dock attendant opens the dock door and manually changes the outside light sequence to red. An optional interlock can make this an automatic change of light sequence to red outside. The flashing red light outside tells the driver that he is now safely docked and should not pull away.

As an additional safety feature, a set of lights are located on the control panel inside the loading dock area. The additional set of lights works in the opposing mode to the outside lights. When the outside light flashes red letting the drivers know they are safely docked and should not pull away, the inside light flashes green to indicate that loading and unloading may begin. Activation of the Dock Alert can be manual or automatic by purchasing one of the two popular packages.

Optional interconnections can assure proper procedure and enhance safety at the loading dock. There are optional LED lights and an optional fixed field proximity switch for door interlock.

## TECHNICAL SPECIFICATIONS

### Power Consumption:

0.06 Amps @ 120 Volts AC (LED)

### Bulbs:

LED

### Exterior Lens Diameter:

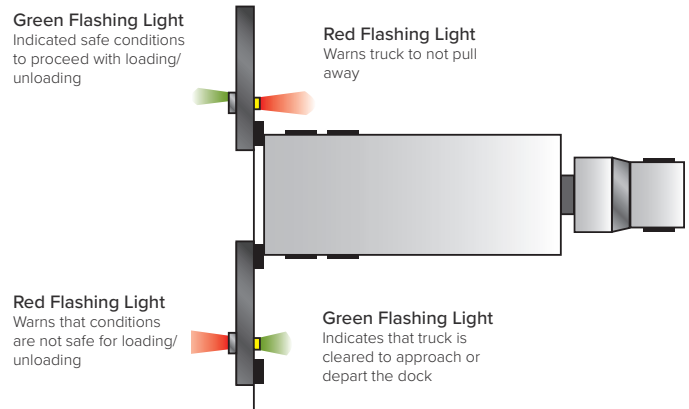
4 1/4"

### Dimensions:


11 3/4" H x 6 3/8" W x 3 3/4" D

### Shipping Weight:

25 lbs



W194N11481 McCormick Dr. | Germantown, WI 53022  
[wbmcguire.com](http://wbmcguire.com) | [sales@wbmcguire.com](mailto:sales@wbmcguire.com)  
 800-624-8473



[wbmcguire.com](http://wbmcguire.com)

*Designed, Engineered, and Manufactured in the U.S.A.*  
 © 2024 Systems, LLC/McGuire  
 Consistent with our policy of continuing product improvement, we reserve the right to change product specifications without notice or obligation.



A Division of Systems, LLC