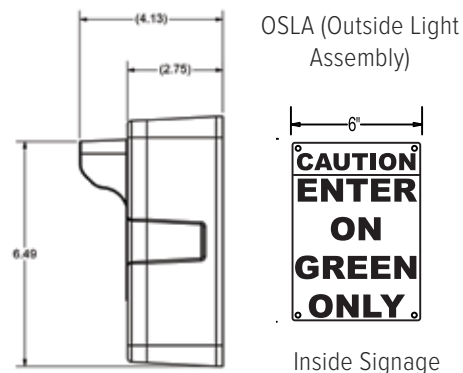
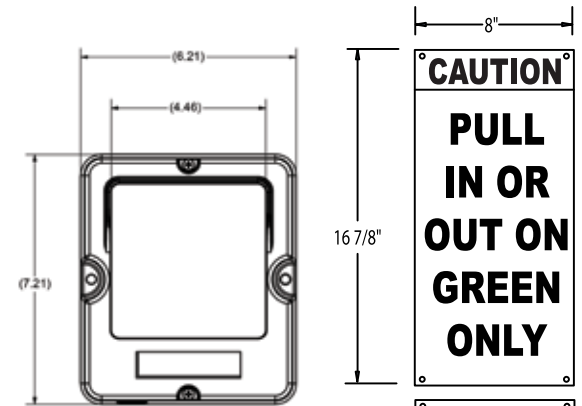
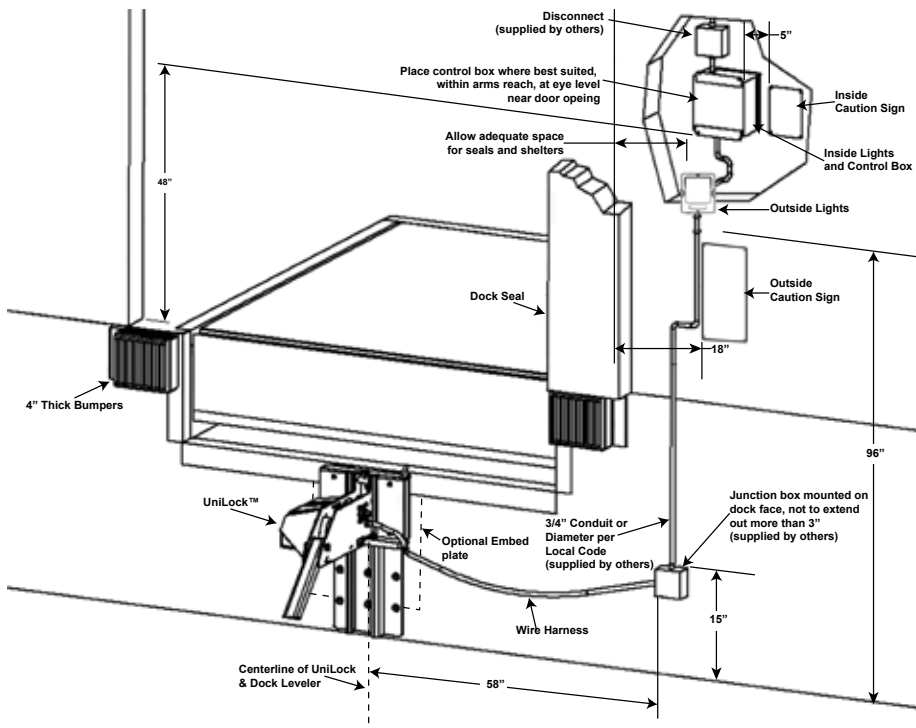


TPR® Vehicle Restraint

Specification Sheet & Submittal



Inside Signage

Outside Signage

Standard Features

Push-button activation (115v single-phase operation)	On-demand, IP67-rated motor, submersion proof up to 1 meter
iDock® 2.0 Controls with dynamic message display	Exclusive designed gear motor keeps hook continuously engaged
Advanced 3-color light communication system	Automatically ensures safe capture or auto-stores
Low profile 9" carriage - service range 9" to 30" off grade	Automatically re-engages if the restraint is forced down
Restraining force in excess of 32,000 lbs.	iDock 2.0 Controls connected online with optional myQ® Enterprise
Zinc-plated track and housing provides high-corrosion resistance	Designed and manufactured in the USA

General Description

All McGuire® TPR® truck positioned vehicle restraints are designed to secure a cargo trailer's rear impact guard (RIG) to reduce the likelihood of premature trailer separation during the loading/unloading process. The TPR vehicle restraint features an electric mechanical restraint mechanism, inside iDock control panel, exterior communication lights and instructional signs.

Exterior Lights

Low profile exterior lights are standard with LED for extended life. One light shows a red X and a green circle for color-impaired individuals. A set of caution signs warns truck drivers to "Pull in or out on green only".



Construction

The TPR® restraint system is a truck positioned restraint system designed to be permanently mounted to the loading dock foundation. Restraint back plate and housing shall be in a zinc finish for all weather protection. Once activated, the TPR seeks the RIG and exerts positive pressure to reduce the possibility of premature trailer separation from the dock. The TPR secures the trailer with over 32,000 lbs. of pull-out force. The motor is IP67 rated, making it submersion proof in up to 1 meter of water for 30 minutes.

Hooking Range & Capacity

The TPR® restraint system is designed to withstand a pulling force in excess of 32,000 lbs., giving an added margin of safety and protection. Maximum operational range is 4" to 10" horizontally from face of dock bumpers, and 9" to 30" vertically above drive approach.

Operation

As the truck backs into position, the Rear Impact Guard "RIG" contacts the TPR spring loaded structural steel housing which rides down its track, allowing the RIG to position itself on top of the housing. The exterior communication light is green and the interior light is red. Once trailer is positioned against the dock bumpers, the operator presses the "Engage" button allowing the hook to secure the trailer to the loading dock. Once restrained, the interior light is green allowing the dock attendant to safely enter the trailer while the exterior light is red warning the driver not to pull away from the dock. The TPR restraint maintains contact with the RIG and adjusts automatically with the trailer float motion to assure proper engagement at all times during the loading/unloading operation. After the loading is complete, the operator presses the "Release" button. When the trailer is released and the restraint is safely stored the interior light changes to red while the exterior light changes to green.

If the TPR is unable to secure the trailer's RIG, the restraint will communicate the fault condition, on the message display and by flashing an amber caution light.. If bypass of the system is necessary, it is recommended that you secure the trailer by other means before proceeding with the loading/unloading process. In bypass mode the exterior light is red the interior amber caution light accompanies the green light indicating to the dock attendant to proceed with caution.

Electrical

The TPR® vehicle restraint is available as a standalone unit or combined electronically in a single integrated control panel with your dock leveler selection. Electric motor is 1/10 HP TENV 115v single phase. Interior and exterior 12 volt LED lights are powered by an integral transformer located in the control panel. Electrical control panel is a NEMA 4X enclosure.



Please Note: Unless specifically noted on quotation, all electrical requirements, including mounting of control box, outside lights and signs, are the responsibility of others.

Warranty

All TPR® vehicle restraints feature a full one (1) year base warranty on all structural, mechanical and electrical parts, including freight and labor charges in accordance with Systems, LLC's Standard Warranty Policy. Systems, LLC warrants all components to be free of defects in materials and workmanship, under normal use, during the warranty period. This base warranty period begins upon the completion of installation or the sixtieth (60th) day after shipment, whichever is earlier.

Order Specifications

Optional Equipment

Check Options Desired

- | | |
|---|--|
| <input type="checkbox"/> Integrated Control Panel | <input type="checkbox"/> Approach Plate with Bracing
(Brick and block wall recommended) |
| <input type="checkbox"/> Audible Alarm | <input type="checkbox"/> Pit Mounting Plate |
| <input type="checkbox"/> Restraint Engaged Interlock with Leveler | <input type="checkbox"/> iDock 1.0 Controller (see 1.0 literature) |
| <input type="checkbox"/> Leveler Stored Interlocking | <input type="checkbox"/> Special NEMA _____ Enclosure |
| <input type="checkbox"/> Wall Mounting Embed Plate
(Recommended on new construction) | <input type="checkbox"/> Other _____ |

*Options must also be selected on the iDock Controls Spec Sheet

Required Information

CUSTOMER	
JOB	
LOCATION	
NUMBER OF UNITS	
MODEL	
SIZE	
REPRESENTED BY	
SALES REP	

Certified for Construction

BY	
DATE	
COMPANY	
CITY & STATE	
DRAWING #	