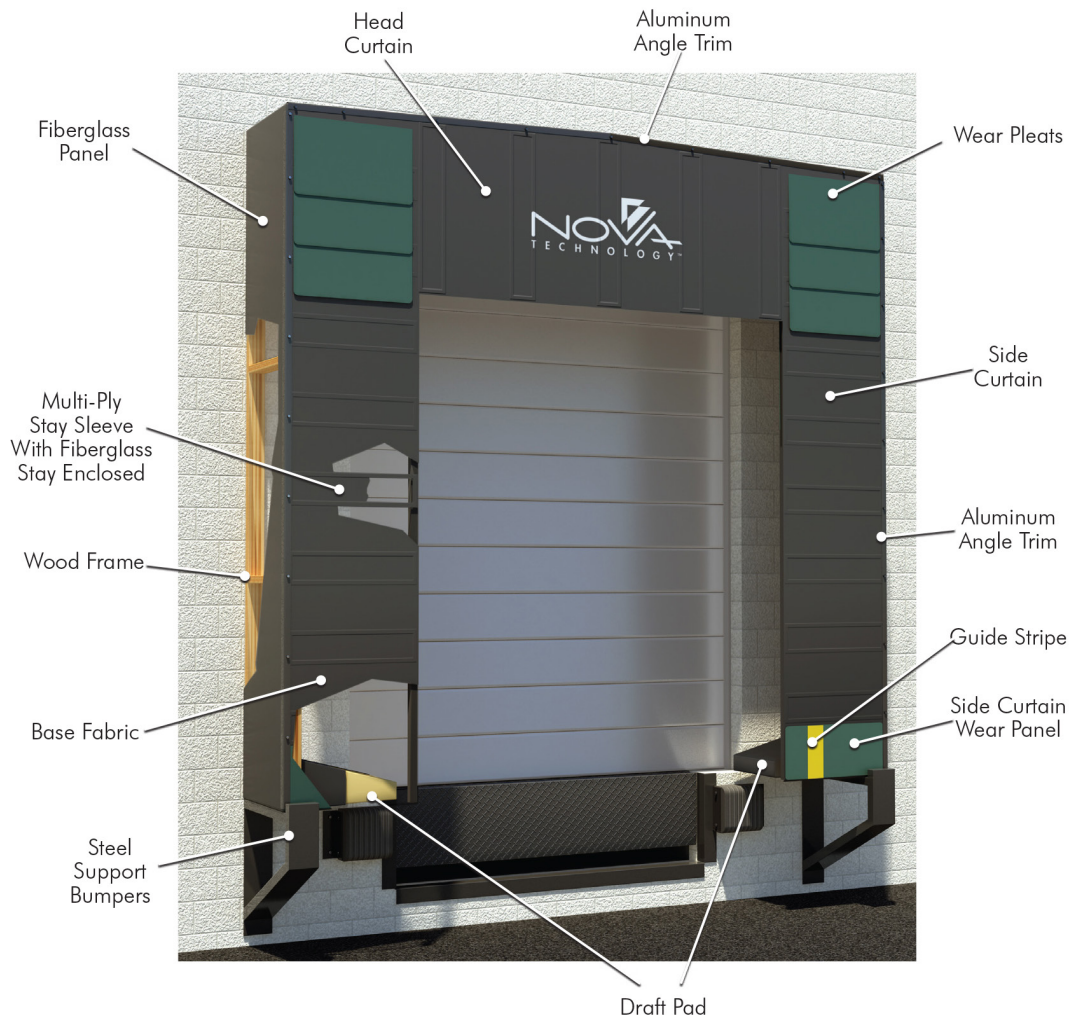


Rigid Frame (RF) Dock Shelter

Competitive Product Comparison

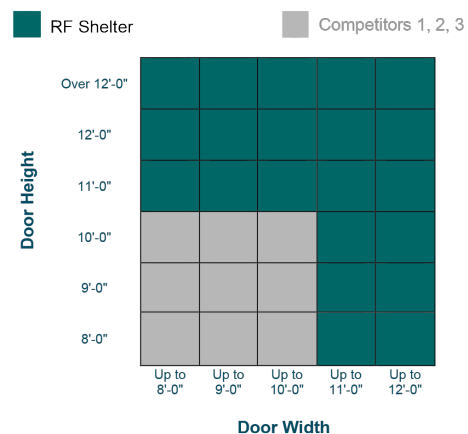


FEATURES

- Designed for doors 12 x 12-feet and higher
- Head and side curtains provide wrap-around protection
- Provides full access to trailers
- Minimizes pressure on building walls
- Pressure-treated, kiln-dried wood frame
- Side and top fiberglass panels
- Large steel support bumpers
- Corner wear pleats are standard
- Vinyl-covered foam draft pads
- 24-inch shelter projection
- Heavy-duty galvanized mounting hardware
- Standard 15-inch yellow guide stripes
- All sew lines are lock-stitched and reinforced with UV-resistant thread

GREATEST SIZE OPTIONS

The McGuire RF Series Dock Shelter is designed to fit door openings from 8 x 8-feet up to 12 x 12-feet and higher.



WARNING: Cancer and Reproductive Harm-www.P65Warnings.ca.gov

Rigid Frame (RF) Dock Shelter

Competitive Product Comparison

BUILT TO LAST

All McGuire Dock Seal standard frames are made from pressure-treated and kiln-dried wood for greater moisture resistance and enhanced durability.

Dock Shelter	Pressure-Treated, Kiln-Dried Wood Frame
McGuire RF	● Yes
Competitor #1	● No
Competitor #2	● No
Competitor #3	● No


MORE OPTIONS FOR SAFETY, DURABILITY, AND STYLE

The RF Series is available in six fabric selections and four different colors, many available with an optional flame-retardant design that self-extinguishes a flame in two seconds or less.

Dock Shelter	Flame-Retardant & Self-Extinguishing Options
McGuire RF	● Yes
Competitor #1	● No
Competitor #2	● No
Competitor #3	● No

TESTED & PROVEN TO PERFORM

McGuire cover materials and fabrics have undergone rigorous testing and feature the highest puncture, tear and abrasion resistance in the industry.

FABRIC PROPERTIES & COLORS					
FABRIC	ABRASION RESISTANCE (cycles) Fed Std 5306 / ASTM D3884	TENSILE STRENGTH (lbs./in.) Fed Std 5100 / ASTM D751	TEAR STRENGTH (lbs., WxL) Fed Std 5134 / ASTM D2261	COLD RESISTANCE (at -40°F) Fed Std 5874 / ASTM D2136	COLORS
MAX-1000™	65000	1000 x 1000	200 x 200	Pass	
MAX-60™	3000	950 x 850	160 x 130	Pass	
40 oz. NOVALON™	1500	400 x 350	50 x 50	Pass	
16 oz. NOVALON™	100	400 x 350	50 x 40	Pass	
40 oz. Vinyl	3000	950 x 850	160 x 130	Pass	
22 oz. Vinyl	1850	695 x 650	120 x 100	Pass	

W194N11481 McCormick Dr. | Germantown, WI 53022
wbmcguire.com | sales@wbmcguire.com
800-624-8473

Let McGuire help you find the best solution for your operation.

