



*A Division of Systems, LLC*



**McGuire manufactures a complete line of loading dock equipment including hydraulic, air-powered and mechanical levelers, edge-of-docks, portable steel yard ramps, safety vehicle restraints, seals, shelters and accessories. You can completely outfit your entire loading dock area with McGuire's comprehensive line of loading dock equipment.**

# LOADING DOCK LEVELERS




## HYDRAULIC DOCK LEVELERS

Hydraulic dock levelers are push-button activated for a smooth, consistent operation. They utilize fully powered raise and lip extension functions with hydraulic cylinders. With the lowest cost of ownership, McGuire hydraulic levelers are also the safest loading dock choice, as these levelers contain in-line velocity fuses to prevent free fall in a truck pull-out situation.

### AVAILABLE MODELS

- Autodok® H Series
- HP Series



## AIR-POWERED DOCK LEVELERS

Air-powered dock levelers are an economical alternative to hydraulic levelers, but are still operated with a push-button activation for ease of use. They have a mid-range capacity with an air bag or bellows system used to raise and lower the deck. The CentraAir® uses compressed air and doesn't require any electricity in the dock pit.

### AVAILABLE MODELS

- CentraAir Series
- MA Series




## MECHANICAL DOCK LEVELERS

McGuire's mechanical dock leveler is an economical solution for basic applications, while still providing strength and durability. This leveler uses a pull chain activation to raise the deck. The operator then simply walks the deck back down to the bed of a trailer or to a stored position.

### AVAILABLE MODELS

- MP Series



## EDGE-OF-DOCK LEVELERS

Edge-of-dock levelers are a great solution for select applications. They mount directly to the dock face and provide a recommended working range of +/-3" and a maximum operating range of +/-5" above or below dock. The units are offered with either mechanical or hydraulic operation.

### AVAILABLE MODELS

- HED Hydraulic Series
- MEDLF Mechanical Series



## VERTICAL STORING DOCK LEVELERS

Vertical storing dock levelers are hydraulically operated and offer unmatched environmental control for customers with food storage or temperature sensitive applications. By storing in the vertical position, the VSH Series allows the overhead door to form a perfect seal to the pit floor. VSH Series levelers also offer improved cleanliness, overhead door protection, increased security, improved productivity, and easy maintenance.

# VEHICLE RESTRAINTS



## TPR UNILock® SERIES

An upgrade from the standard TPR, the UniLock provides an advanced cam design that rotates the hook away from the trailer's Rear Impact Guard (RIG) to release "RIG Wedge" pressure.

### SAFETY FEATURES

- Locking mechanism to prevent the restraint from disengaging the trailer's RIG when pressure is applied.
- Universally effective on any obstructed RIG, including intermodal trailers with a cover plate.
- LED 3-light system for advanced communication between the truck driver and dock attendant.



## TPR® SERIES

The TPR is a push-button operated, trailer-positioned vehicle restraint that is mounted to the face of the dock and utilizes a rotating hook to secure the trailer's Rear Impact Guard (RIG).

### SAFETY FEATURES

- Unit automatically positions itself when lowered by the trailer's RIG.
- Motor and gears keep hook continuously engaged with the trailer's RIG.
- LED 3-light system for advanced communication between the truck driver and dock attendant.



## STOP-TITE® SERIES - AUTOMATIC

The Stop-Tite Automatic is a non-impact, hydraulic vehicle restraint that is mounted to the drive or dock face and is push-button operated.

### SAFETY FEATURES

- Low profile, non-impact design
- Hydraulic operation to vertically raise the restraint and engage the RIG.
- LED 3-light system for advanced communication between the truck driver and dock attendant.



## STOP-TITE® SERIES - MANUAL

The Stop-Tite Manual is a non-impact, manually operated vehicle restraint that is mounted to the drive or dock face and is manually operated.

### SAFETY FEATURES

- Economical solution for a vehicle restraint.
- Low profile, non-impact design.
- RIG sensor bar on the Auto and MAL to notify the operator if the restraint is not engaged with the trailer's Rear Impact Guard.
- LED light communication available with the MML and MAL.



## UNICHOCK® SERIES

The UniChock is a wheel-based vehicle restraint with light communication. The chock system is universally effective for most applications.

### SAFETY FEATURES

- Strong grip to limit sliding.
- Audible alerts of an unsafe position of the chock during loading.
- LED 3-light system for advanced communication between the truck driver and dock attendant.



# ACCESSORIES



## iDock® CONTROLS AND iDock® LINK

iDock Controls are technologically advanced equipment controllers with a 3-color light communication system and an interactive message display that includes equipment information, operational messages, faults, and more. iDock Controls have the ability to connect online to myQ Dock Management.

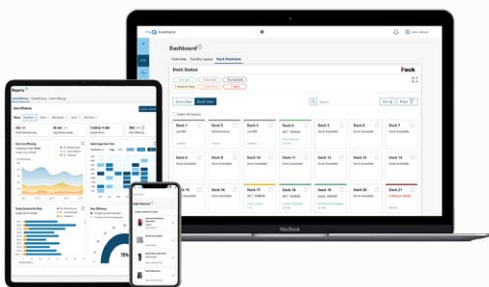
For loading docks without iDock Controls, an iDock Link with sensors can be installed at each dock and also connect online to myQ Dock Management.



## myQ® DOCK MANAGEMENT

Analyze your loading dock activity online with myQ Dock Management. Once connected with iDock devices or LiftMaster operators, users can login to their online account with myQ and monitor the real-time status of each loading dock or review activity over time.

myQ Dock Management can also send email/text notifications of events that occur at the dock, such as truck arrival, load time limits, restraints in bypass, doors left open, and more. This combination of alerts and reports can help any facility enhance their loading efficiency, improve truck turn times, and reduce expenses.



## DOCK SEALS AND SHELTERS

McGuire offers a complete line of dock seals and shelters that are custom designed to fit your building opening and the trucks you will be servicing. Dock seals and shelters save energy dollars while providing bug and rodent protection at the loading dock area during material handling operations.

### AVAILABLE SEALS

- TS101 Seal with Fixed Head Pad
- TS103 Seal with Head Curtain
- TS500 Seal with Adjustable Head

### AVAILABLE SHELTERS

- TC400 Rigid Wood Frame Shelter
- TC300 Flexible Steel Frame Shelter
- TC900 Soft Sided Shelter
- TC1000 Weather Sentry Shelter



## SAFETY BARRIERS

McGuire's **Barrier Lip** extends 5" to 7" above the cross traffic position and prevents forklift trucks from driving over the dock edge. The Barrier Lip is usable anytime the leveler is in the cross traffic position and offers a smooth transition between the platform and lip.

McGuire's **Bar-Lift Barrier** prevents forklift trucks from driving over the dock edge, as well as protects the overhead door from damage. Its hydraulic operation provides years of trouble-free service for use with both mechanical and hydraulic dock levelers. The Bar-Lift Barrier can also be installed on docks without levelers.



## ACCESSORIES

The Allied Solutions division of McGuire provides all of the additional items required at your loading dock.

Dock accessories from Allied Solutions can help you improve your loading dock's efficiency and productivity with its comprehensive line of aftermarket products. These products will protect your employees from dock-related accidents and enhance your loading dock communication and safety. Our products are designed to reduce damage and increase productivity at the loading dock.

